

# JUPITER B

Static White



## DESCRIPTION

JUPITER B is a versatile, medium-throw, exterior rated floodlight, boasting a clean design and a modern aesthetic. JUPITER B's lightweight, compact body includes a printed glass lens with no visible hardware allowing for minimal visual impact on any project. JUPITER B features an impressive luminous efficacy and is available with ON-OFF, DALI, or 0-10V control configurations making it ideal for projects that do not require DMX/RDM functionality. JUPITER B offers three standard color temperatures, eight standard optical configurations, four standard finishes, and several accessories including a snoot and a visor. JUPITER B possesses a lumen output that is nearly 13% higher than the DMX/RDM controlled Jupiter fixture. Upgrade your exterior lighting game with Griven's JUPITER B and enjoy stunning illumination and unmatched versatility.



Date: \_\_\_\_\_ Type: \_\_\_\_\_ Catalog Number: \_\_\_\_\_

Project Name: \_\_\_\_\_

## ORDERING INFORMATION

LUMINAIRE							
MODEL	CCT	CONTROL	CABLE	VOLTAGE	OPTIC	FINISH	OPTION
JUPI-BI Jupiter B Integral	27K 2700K	ON-OFF ON/OFF* <i>*Select Cable Type P</i>	P 59" Cable Type P: Power in	UNV 120 - 277V	SP Spot 12°	AG Anthracite Grey	AST Anti-Saline Treatment
	30K 3000K	DIM 0-10v Dimming* <i>*Select Cable Type M</i>	M 19.7" Cable Type M: Monocable for 0-10v/DALI (Without Connectors)		NB Narrow 15°	BL Black	3G 3G Mounting Yoke
	40K 4000K	DALI DALI* <i>*Select Cable Type M</i>			MB Medium 25°	SG Griven Silver Grey	LVR Internal Honeycomb Louver
					WB Wide 47°	WH White	
					EW Extra Wide 61°	CC Custom Color	
					ELH Elliptical 39°x14°		
					ELWH Elliptical Wide 37°x22°		
					WW Wall Wash 37°x19° (5° incline)		

Custom options are available; consult factory via phone at (864) 487-3535 ext. 258 or via email at DesignServices@EXP-Brands.com.

See Page 5 for ordering information of available accessories.



www.Griven-USA.com  
For other Experience® Brands companies, please visit [www.ExperienceBrandsUSA.com](http://www.ExperienceBrandsUSA.com).  
In a continuing effort to offer the best product possible, we reserve the right to change, without notice, specifications or materials. Technical specification sheets that appear online are the most recent ones available. \*Consult the factory to verify current status of BAA/TAA/BABAA compliance.



JUPITER B		
PHYSICAL	HOUSING	Die-Cast Aluminum
	OVERALL DIMENSIONS	7.32" L x 5.28" W x ø6.77"
	WEIGHT	6.6 Pounds
	OPERATING TEMPERATURE	-40°F to 122°F (-40°C to 50°C)

ELECTRICAL	POWER	34 Watts	
	CURRENT	0.28 amps at 120 volts 0.12 amps at 277 volts	
	CONTROL	On-Off, 0-10v Dimming, DALI	
	CABLE	P Cable	M Cable
		Power In (for On-Off)	Monocable Without Connectors (for DALI or 0-10v Dimming)
	CABLE LENGTH	59"	19.7"

PHOTOMETRIC	LED	Static White (2700K, 3000K, or 4000K)
	NUMBER OF LEDS	16
	DRIVER LOCATION	Integral
	DELIVERED LUMEN OUTPUT	up to 3793 lumens
	EFFICACY	up to 112 lumens per watt
	LUMEN MAINTENANCE	L90 > 60,000 Hours at 77°F*
	LIGHT CONTROL ACCESSORIES	Snoot, Visor, Internal Honeycomb Louver Available

LIGHT DISTRIBUTIONS	DISTRIBUTION	BEAM ANGLE	2700K & 3000K			4000K		
			LUMENS	EFFICACY	MAX. CANDELA	LUMENS	EFFICACY	MAX. CANDELA
	SPOT	12°	3,522	104	46,512	3,793	112	50,090
	NARROW	15°	3,237	95	29,975	3,486	103	32,280
	MEDIUM	25°	3,228	95	15,122	3,476	102	16,284
	WIDE	47°	3,258	96	5,399	3,509	103	5,814
	EXTRA WIDE	61°	3,436	101	3,610	3,700	109	3,887
	ELLIPTICAL	39° x 14°	2,894	85	13,487	3,424	101	15,971
	ELLIPTICAL WIDE	37° x 22°	2,894	85	8,752	3,117	92	9,427
	WALL WASH	37° x 19° (5° incline)	2,900	85	10,601	3,123	92	9,427

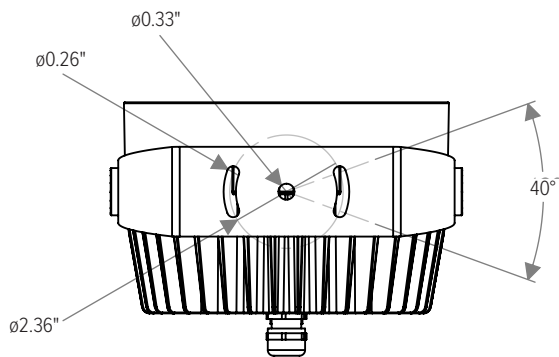
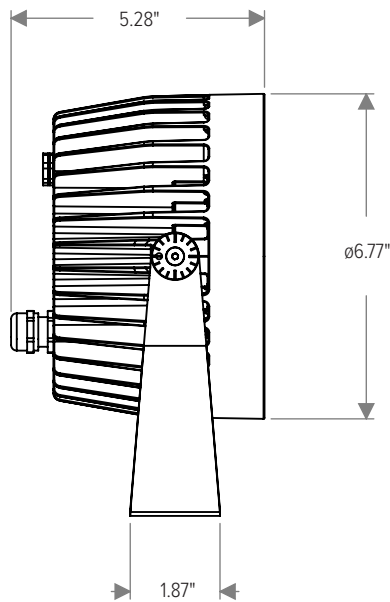
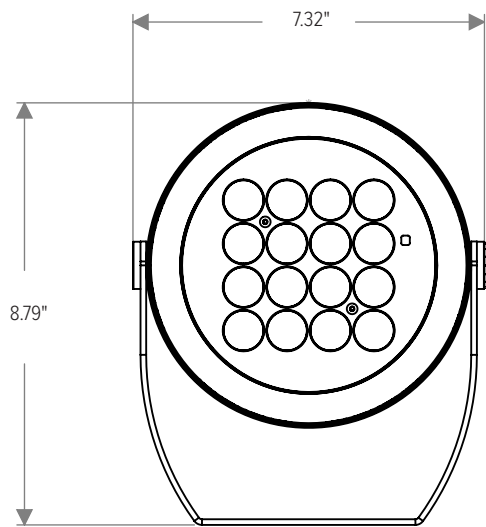
Values based on full output.

CERTIFICATIONS	SAFETY	ETL Listed for Wet Locations
	INGRESS PROTECTION	IP67
	IMPACT RATING	IK09
	WARRANTY	Five Year Limited Warranty

\*LED life may vary under actual field conditions due to external factors. Lifetime estimates are generated from actual testing in a controlled environment. Values are conservatively derived from those numbers.

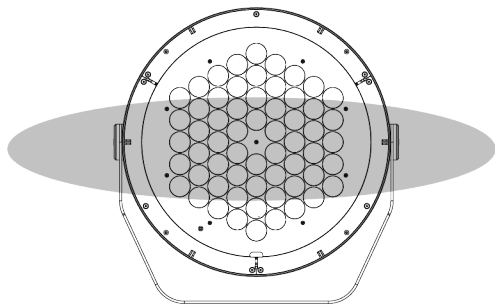
DIMENSIONS

All dimensions are shown in inches unless otherwise noted.

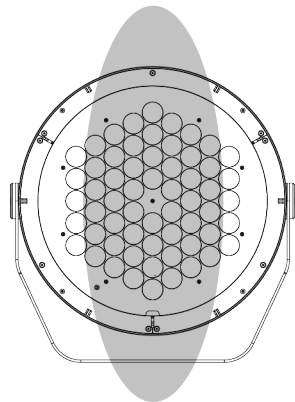


OPTIC ORIENTATION

Consult factory for availability of optional spreading diffusers.

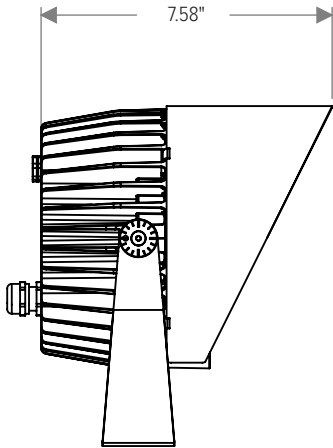


HORIZONTAL MODE (Standard)

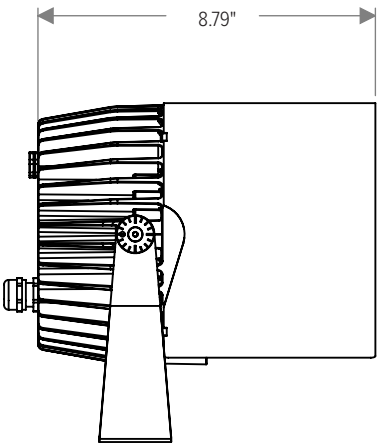


VERTICAL MODE (On Request)

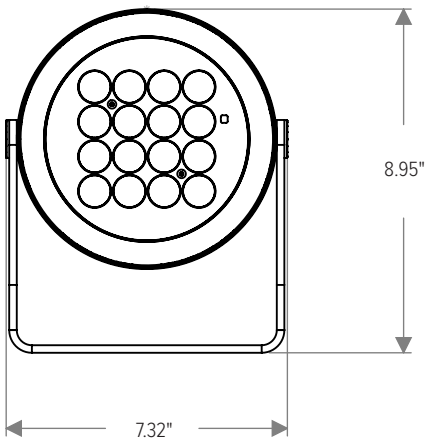
ACCESSORY DIMENSIONS



With Visor (JUPI-VISOR-XX)



With Snoot (JUPI-SNOOT-XX)



With 3G Mounting Yoke (Ordered With Luminaire)

ACCESSORIES

NOTE: Accessories are ordered and shipped separately from luminaire for field installation.  
-XX\* indicates a painted accessory. See bottom of page for painted accessory ordering information.



JUPI-SNOOT-XX\*  
Snoot



JUPI-VISOR-XX\*  
Visor



GRIVEN-CON-KIT-8288  
"P" Cable Connection Kit



GRIVEN-CON-KIT-8319  
"M" Cable Connection Kit

ORDERING INFORMATION

PAINTED ACCESSORIES					
MODEL		FINISH (*-XX)		OPTION	
JUPI-SNOOT	Snoot	AG	Anthracite Grey	AST	Anti-Saline Treatment
JUPI-VISOR	Visor	BL	Black		
		SG	Griven Silver Grey		
		WH	White		
		CC	Custom RAL Color		

# JUPITER B

Static White

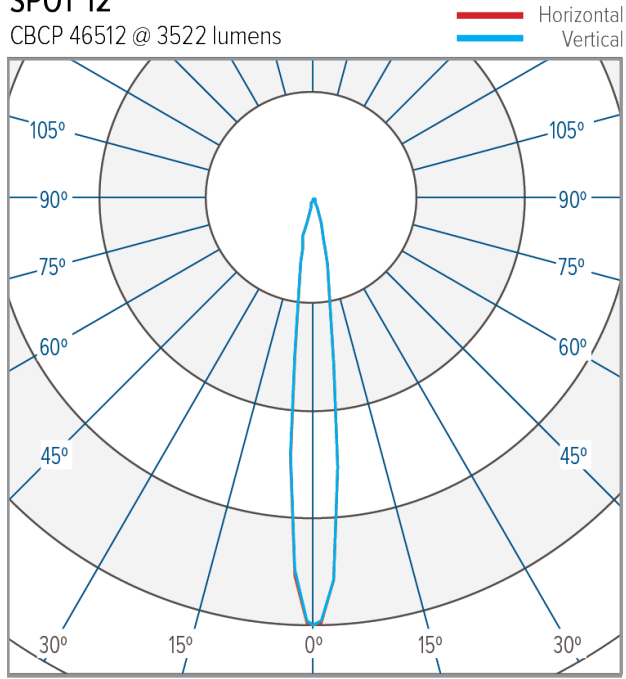
# GRIVEN

## PHOTOMETRICS - 2700K & 3000K CANDELA DISTRIBUTION

\*APPLY 1.077 PRO-RATE FACTOR FOR 4000K

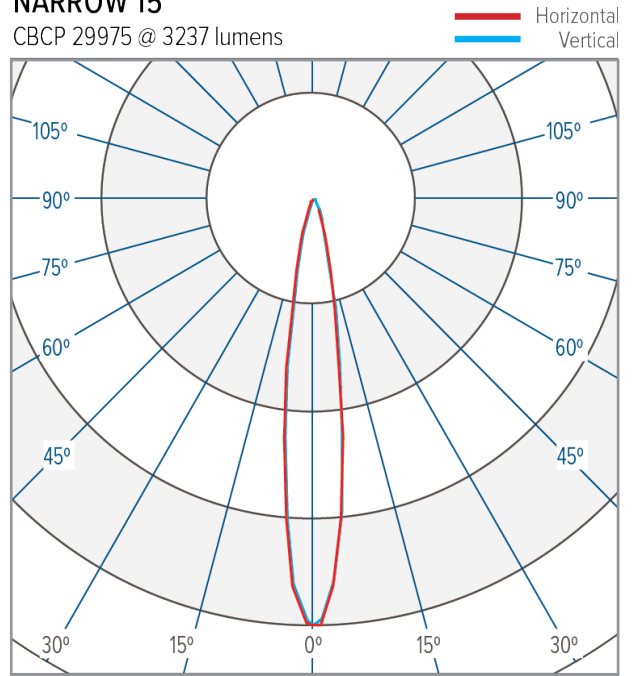
### SPOT 12°

CBCP 46512 @ 3522 lumens



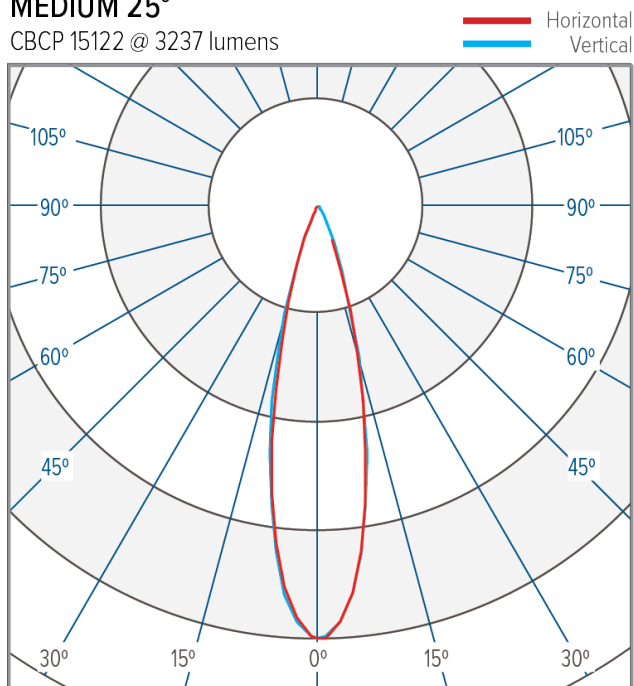
### NARROW 15°

CBCP 29975 @ 3237 lumens



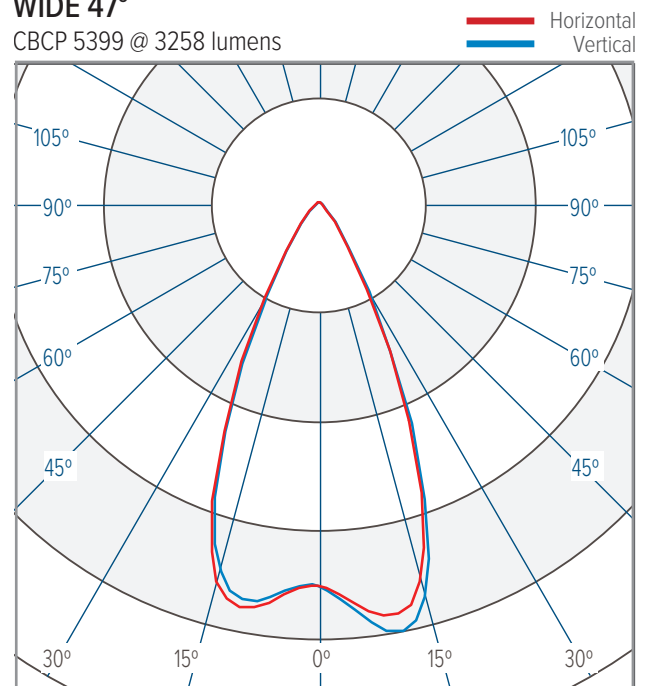
### MEDIUM 25°

CBCP 15122 @ 3237 lumens



### WIDE 47°

CBCP 5399 @ 3258 lumens

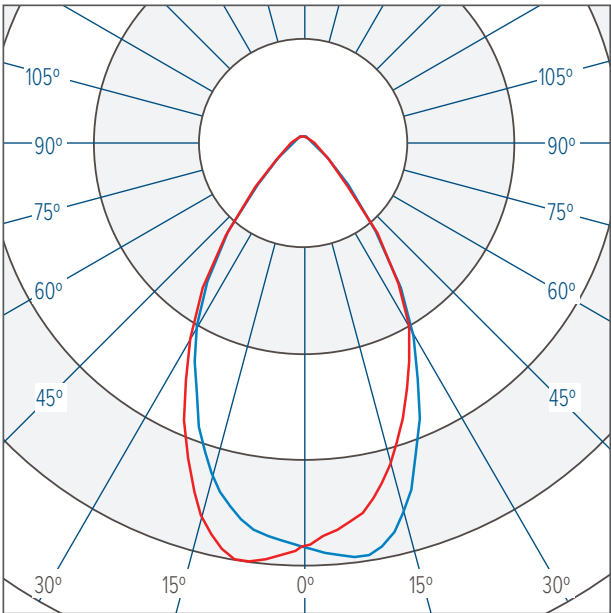


PHOTOMETRICS - 2700K & 3000K CANDELA DISTRIBUTION

\*APPLY 1.077 PRO-RATE FACTOR FOR 4000K

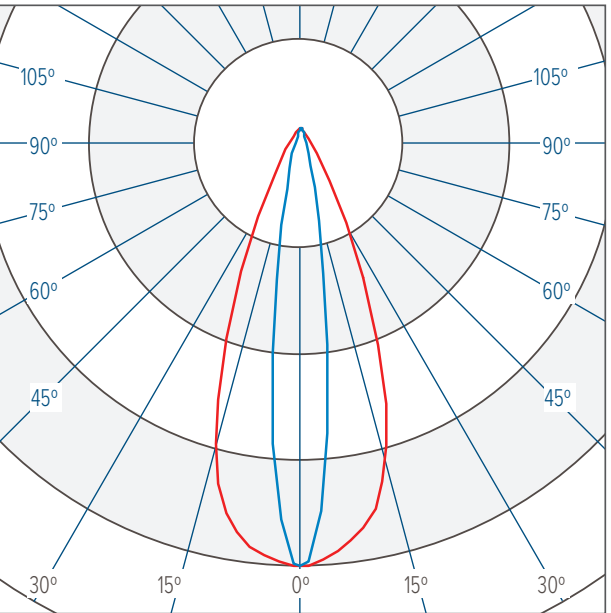
EXTRA WIDE 61°

CBCP 3610 @ 3436 lumens



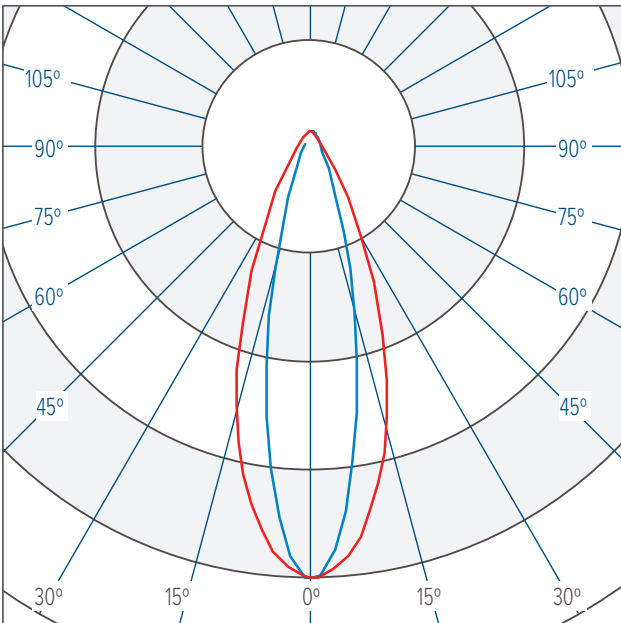
ELLIPTICAL 39° x 14°

CBCP 13487 @ 2894 lumens



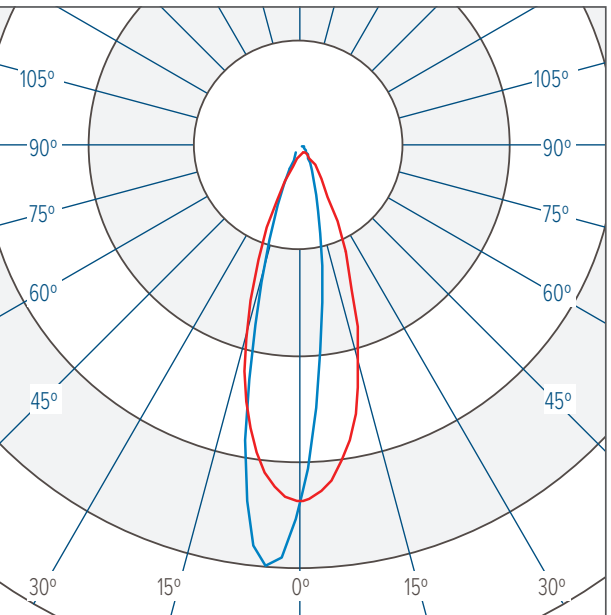
ELLIPTICAL WIDE 37° x 22°

CBCP 8752 @ 2894 lumens



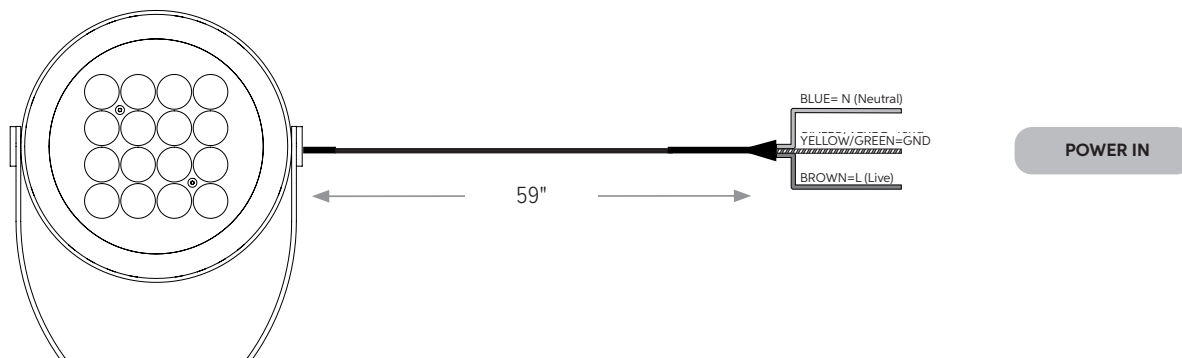
WALL WASH 37° x 9° (5° Incline)

CBCP 10601 @ 2900 lumens

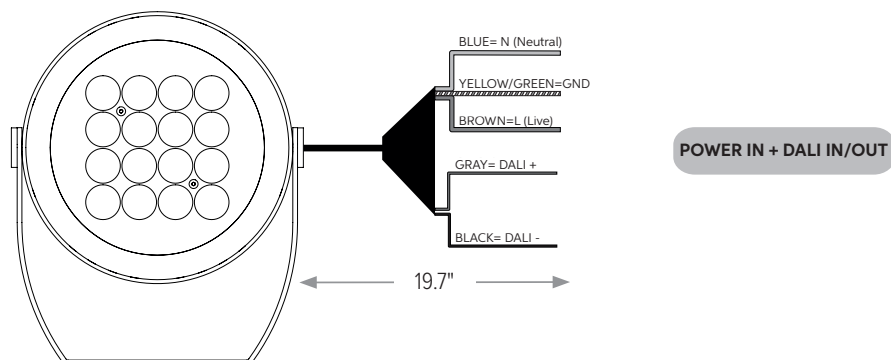


## CONNECTIONS

"P" Type Cable (On/Off)



"M" Type Cable (DALI or 0-10v Dimming Monocable Without Connectors)



## CUSTOMIZE YOUR EXPERIENCE.

At Experience Brands, we believe every space deserves unique lighting elements. We proudly specialize in crafting solutions that reflect your personal vision. Our expert team is here to collaborate with you to design and implement customized features that elevate your environment.

**Ready to Get Started?** Email us at: [DesignServices@exp-brands.com](mailto:DesignServices@exp-brands.com)