


PROJECT	TYPE
SPECIFIER	DATE
ORDER #	QTY

JASPER introduces a new standard in high output lighting projectors for the illumination of large scale architectural structures. The high-wattage luminaire offers an expansive selection of nine different distributions ranging from an ultra-narrow 7° spot to elliptical wide beam patterns in horizontal or vertical orientations. JASPER incorporates 60 high power LEDs in a choice of RGBW, dynamic white, warm white, or cool white to deliver an extensive palette of colors, tones, and hues. On-board controls allow users to integrate an external DMX control system for dynamic color-changing scenes, or utilize built-in standalone operations such as fixed colors or automatic sequencing with master-satellite capabilities. Options include spreading diffusers, visors, and snoots for added light control. All hardware is stainless steel.

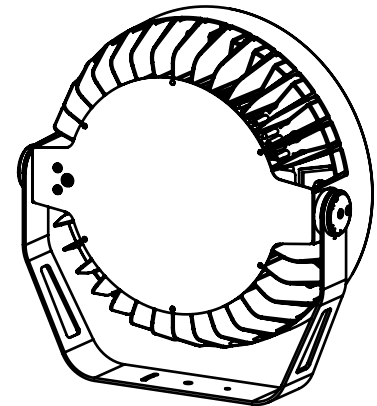
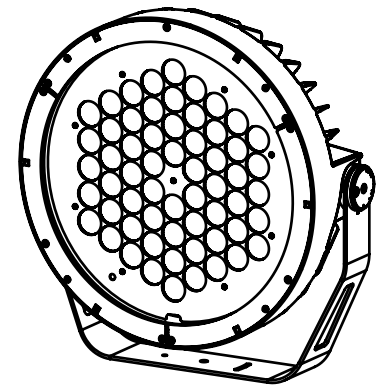
PRODUCT SPECIFICATIONS

LUMEN OUTPUT	20036 lumens @ 12° CW (see pg 3 for output values of all standard colors)
EFFICACY	98.7 (lm/W) CW
LUMEN MAINTENANCE	100,000 hours L70 @ 25°C*
COLOR	CW (6300K), WW (3000K), DW (2700K-6500K) (see pg 4 for customization options)
OPTICS	7°, 12°, 15°, 23°, 44°, 60°, 40° x 14°, 37° x 23°
OPERATING TEMPERATURE	-40° to 122° F (-40° to 50°C)
HOUSING	Die-cast aluminum body with powder coat
MOUNTING	Yoke mount with locking hinge (custom mounting available upon request)
WEIGHT	39.7 lbs. (18 kg)
CERTIFICATION	
INGRESS PROTECTION	Wet location rated IP66
IMPACT RATING	IK10
CONTROL	Auto Control, DMX 512 (RDM E1.20), Wireless and 0-10V interfaces available
ADDITIONAL FEATURES	Automatic overtemperature protection / IR Remote
EPA	2.05 ft²

* LED life may vary under actual field conditions due to external factors. Lifetime estimates are generated from actual testing in a controlled environment, Griven values are conservatively derived from those numbers.

ELECTRICAL SPECIFICATIONS

INPUT VOLTAGE	100-277 VAC @ 50-60Hz
POWER CONSUMPTION	203W 1.73A @ 115VAC, 0.77A @ 277VAC
POWER FACTOR	>.95 @ 115VAC, >.9 @ 277VAC
PROTECTION	Self-resetting fuse



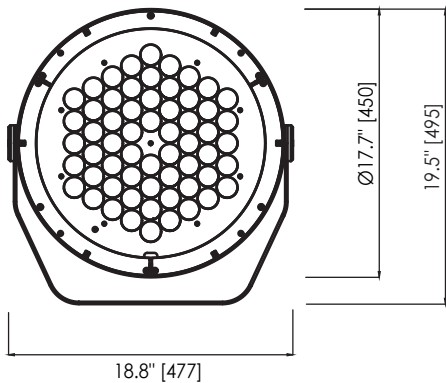
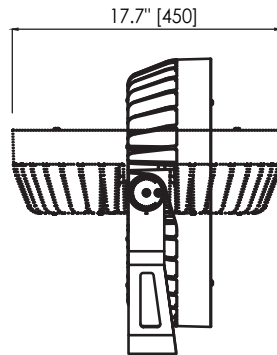
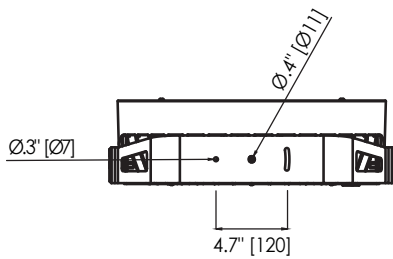
IP66 / IK10 / CE / 

HOW TO ORDER

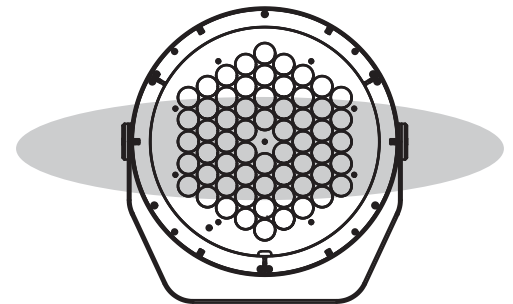
JA450		UNV		(leave blank if symmetric)			
PART	COLOR	VOLTAGE	OPTIC	ORIENTATION*	FINISH	ACCESSORIES	OPTIONS
	CW 6300K	UNV 100-277V	US Ultra Spot 7°	H Horizontal	SG Silver Gray	BND Barndoor	SD Spreading Diffuser (consult factory)
	WW 3000K		SP Spot 12°	V Vertical	CC Custom Color	FGS Full Glare Shield	
	DW 2700-6500K		NB Narrow 15°		SGM Silver Gray Marine Grade	AGS Angled Glare Shield	
	CCW Custom White		MB Medium 23°		CCMG Custom Color Marine Grade		
			WB Wide 44°				
			EXWB Extra Wide 60°				
			ELLB* Elliptical 40° x 14°				
			ELWB* Elliptical Wide 37° x 23°				

* Specify horizontal or vertical orientation


DIMENSIONAL DRAWINGS



OPTIC ORIENTATION (For Elliptical Beams)



HORIZONTAL MODE (Standard)



VERTICAL MODE (On Request)

PHOTOMETRICS

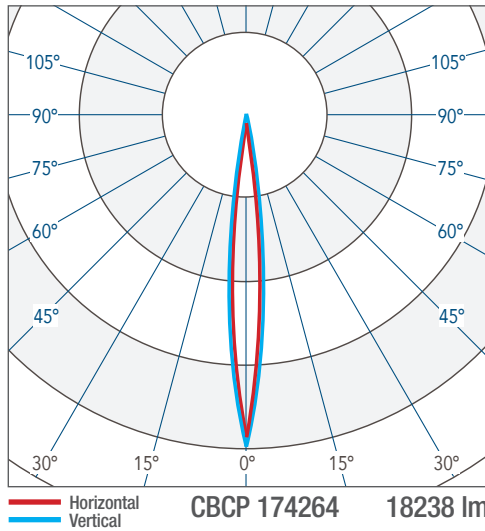
LIGHT OUTPUT

Photometric data based on cool white LEDs. Use multiplier to determine lumen and CBCP output for RGBW, DW, or WW.

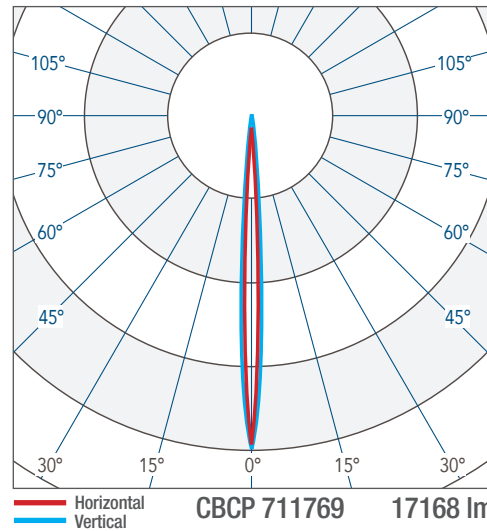
COLOR	OUTPUT MULTIPLIER
CW (6300K)	1.00
WW (3000K)	.94
DW (2700K-6500K)	.97

CANDELA DISTRIBUTION

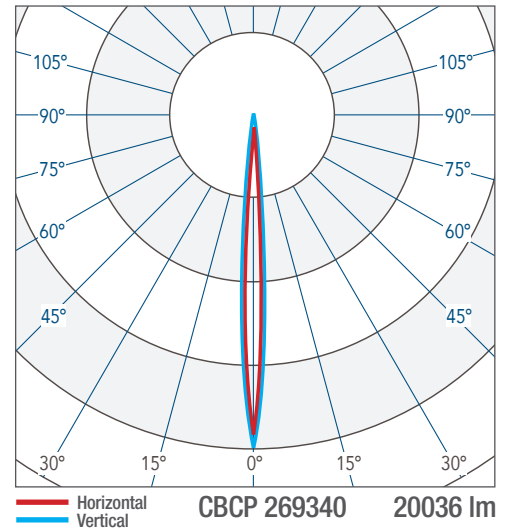
NARROW (CW) 15°



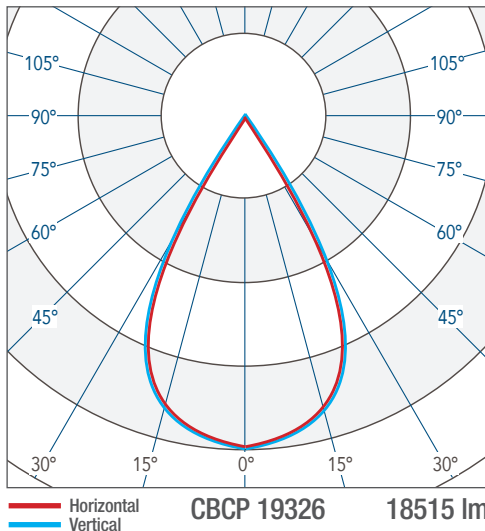
ULTRA SPOT (CW) 7°



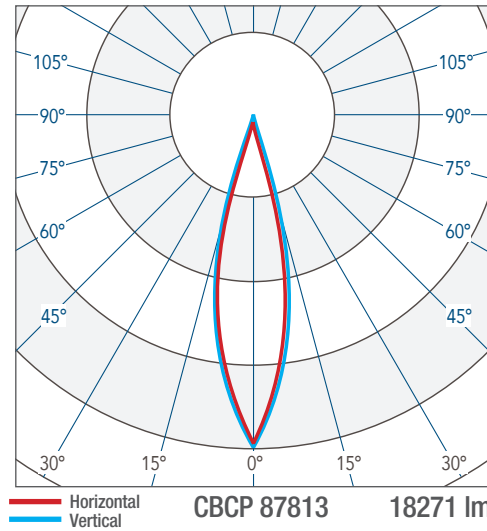
SPOT (CW) 12°



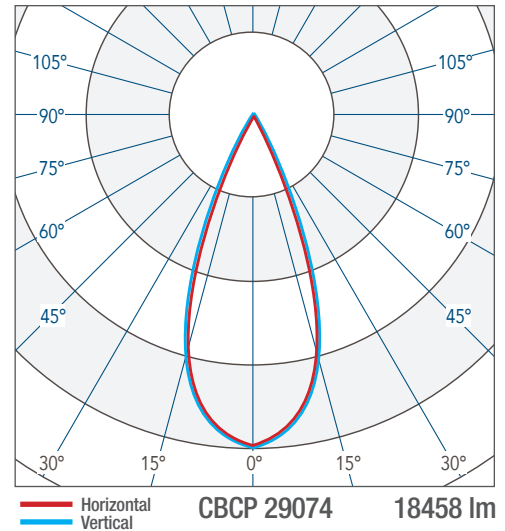
EXTRA WIDE (CW) 60°



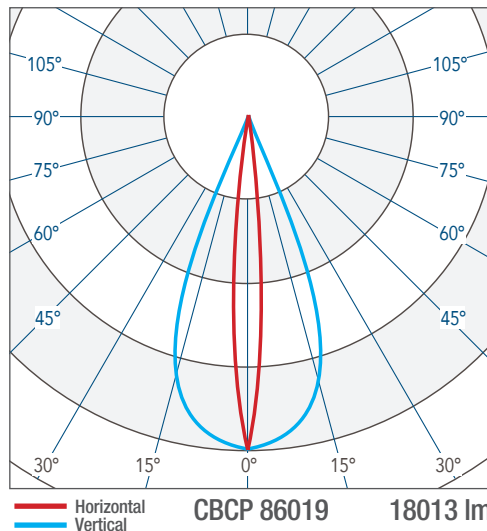
MEDIUM (CW) 23°



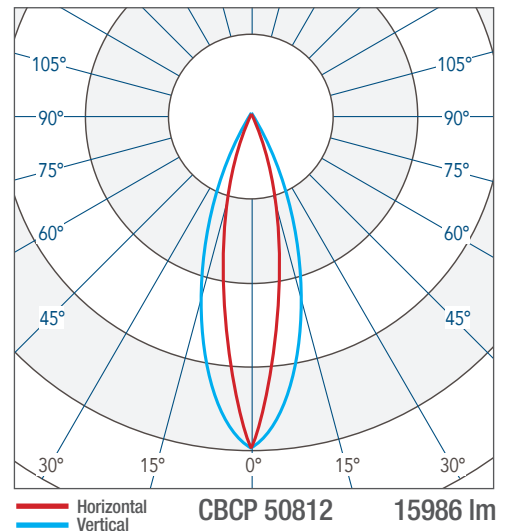
WIDE (CW) 44°



ELLIPTICAL (CW) 40° x 14°



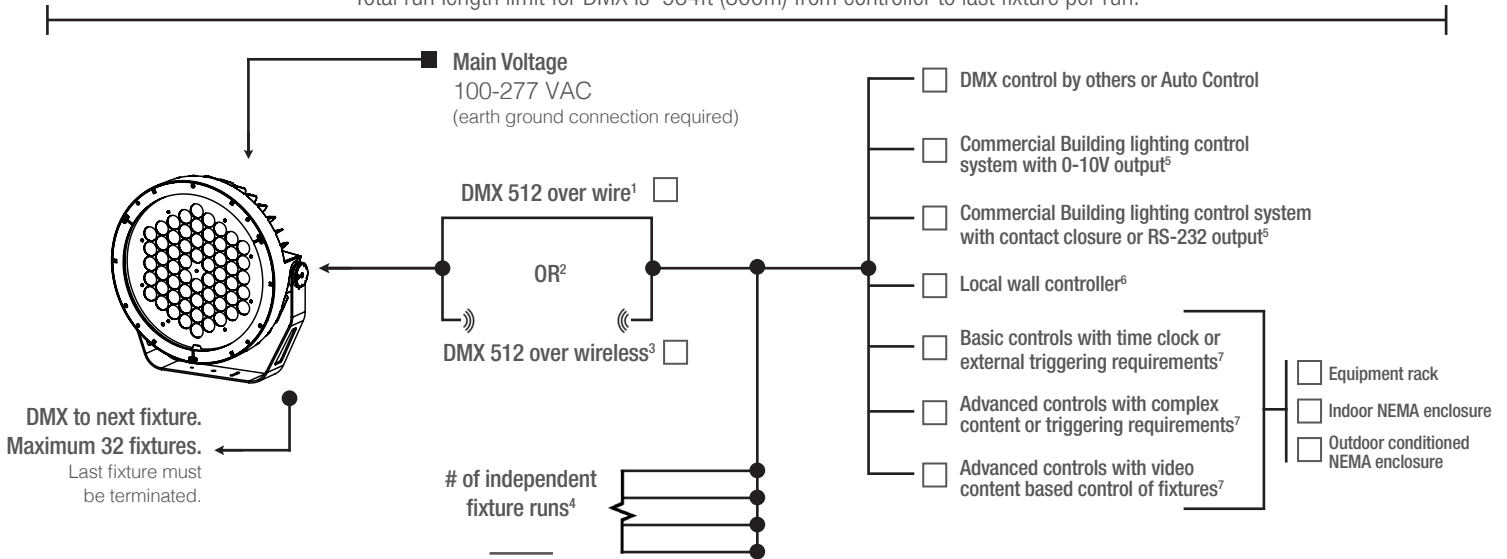
ELLIPTICAL WIDE (CW) 37° x 23°



CONTROL OPTIONS (DMX512, PRIMARY CONTROL PLATFORM)

Contact manufacturer for control system development.

Total run length limit for DMX is 984ft (300m) from controller to last fixture per run.



NOTES

1. Wire specifications are available from factory as well as approved wire for purchase.
2. Other control protocol solutions available. Contact factory for more information.
3. Wireless components are external to fixture. Distance limitations based on antennas chosen and site conditions. Contact factory for more information.
4. Based on maximum of 32 fixtures per run as well as any site constraints on conveyance of data.
5. For example: Lutron, Crestron, Encellium, Douglas, ETC by others. Given control system will interface with building lighting control system.
6. Local wall controller for small applications. Wall controllers specified separately for larger systems.
7. Contact factory for assistance with specification. Onsite commissioning by Given of control system is required.

PRODUCT OPTIONS



SPREADING DIFFUSER

Die cut spreading diffusers can be added to fixture. Factory sealed in fixture for highest performance and durability. Consult factory.



MARINE GRADE COATING

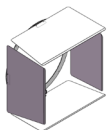
Maximum corrosion resistance for installations near salt or brackish water.



CUSTOM WHITE LIGHT

Choose the white light you need for your project. Contact Given USA to confirm availability of a custom CCT.

ACCESSORIES



Barndoor



Full Glare Shield



Angled Glare Shield

