


PROJECT	TYPE
SPECIFIER	DATE
ORDER #	QTY

JASPER introduces a new standard in high output lighting projectors for the illumination of large scale architectural structures. The high-wattage luminaire offers an expansive selection of nine different distributions ranging from an ultra-narrow 4° spot to elliptical wide beam patterns in horizontal or vertical orientations. JASPER incorporates 60 high power LEDs in a choice of RGBW, dynamic white, warm white, or cool white to deliver an extensive palette of colors, tones, and hues. On-board controls allow users to integrate an external DMX control system for dynamic color-changing scenes, or utilize built-in standalone operations such as fixed colors or automatic sequencing with master-satellite capabilities. All hardware is stainless steel.

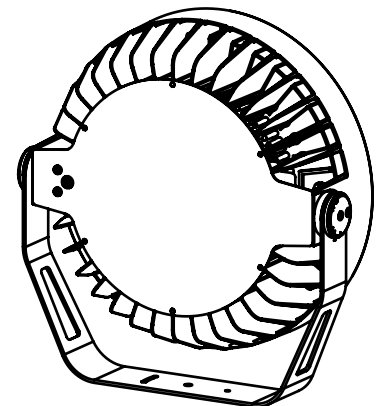
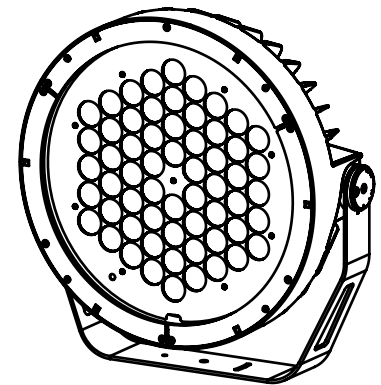
PRODUCT SPECIFICATIONS

LUMEN OUTPUT	8399 lumens @ 8° RGBW (see pg 3 for output values of all standard colors)
EFFICACY	41.4 (lm/W) RGBW
LUMEN MAINTENANCE	100,000 hours L70 @ 25°C*
COLOR	RGBW (6500K white) (see pg 4 for customization options)
OPTICS	4°, 8°, 12°, 23°, 43°, 68°, 41° x 11°, 39° x 22°
OPERATING TEMPERATURE	-40° to 122° F (-40° to 50°C)
HOUSING	Die-cast aluminum body with powder coat
MOUNTING	Yoke mount with locking hinge (custom mounting available upon request)
WEIGHT	39.7 lbs. (18 kg)
CERTIFICATION	
INGRESS PROTECTION	Wet location rated IP66
IMPACT RATING	IK10
CONTROL	Auto Control, DMX 512 (RDM E1.20), Wireless and 0-10V interfaces available
ADDITIONAL FEATURES	Automatic overtemperature protection / IR Remote
EPA	2.05 ft²

* LED life may vary under actual field conditions due to external factors. Lifetime estimates are generated from actual testing in a controlled environment, Griven values are conservatively derived from those numbers.

ELECTRICAL SPECIFICATIONS

INPUT VOLTAGE	100-277 VAC @ 50-60Hz
POWER CONSUMPTION	203W 1.73A @ 115VAC, 0.77A @ 277VAC
POWER FACTOR	>.95 @ 115VAC, >.9 @ 277VAC
PROTECTION	Self-resetting fuse



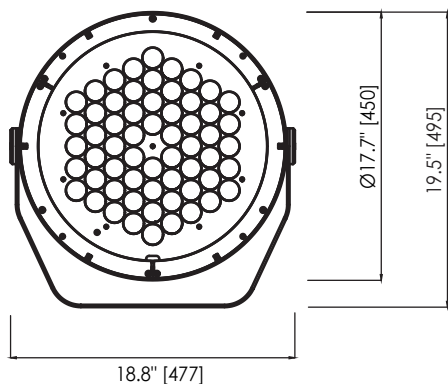
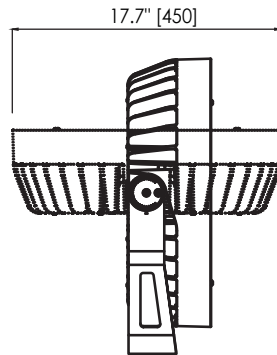
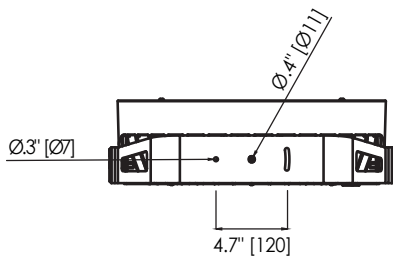
IP66 / IK10 / CE / 

HOW TO ORDER

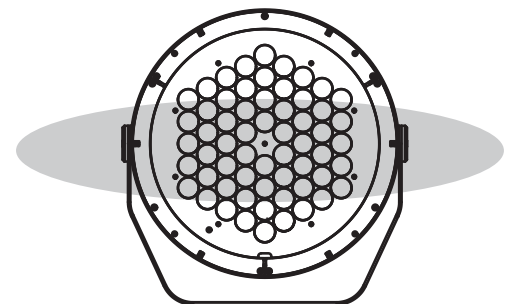
JA450		UNV		(leave blank if symmetric)			
PART	COLOR	VOLTAGE	OPTIC	ORIENTATION*	FINISH	ACCESSORIES	OPTIONS
	RGBW	UNV 100-277V	US Ultra Spot 4°	H Horizontal	SG Silver Gray	BND Barndoor	SD Spreading Diffuser (consult factory)
	CCM Custom Monochrome		SP Spot 8°	V Vertical	CC Custom Color	FGS Full Glare Shield	
			NB Narrow 12°		SGM Silver Gray Marine Grade	AGS Angled Glare Shield	
			MB Medium 23°		CCMG Custom Color Marine Grade		
			WB Wide 43°				
			EXWB Extra Wide 68°				
			ELLB* Elliptical 41° x 11°				
			ELWB* Elliptical Wide 39° x 22°				

* Specify horizontal or vertical orientation

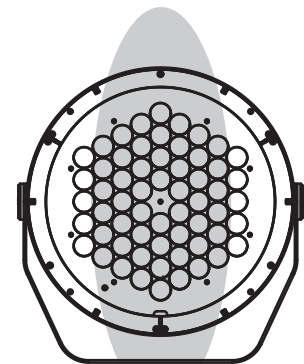
DIMENSIONAL DRAWINGS



OPTIC ORIENTATION (For Elliptical Beams)



HORIZONTAL MODE (Standard)

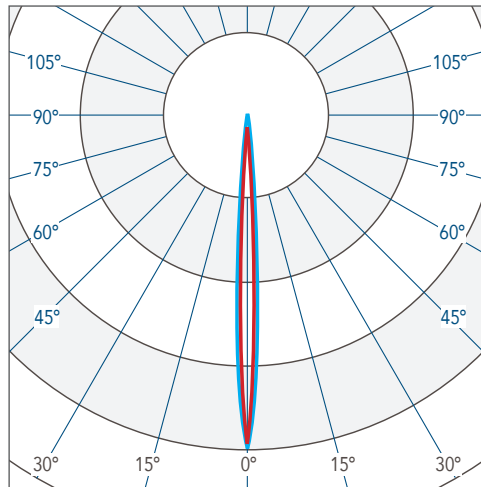


VERTICAL MODE (On Request)

PHOTOMETRICS

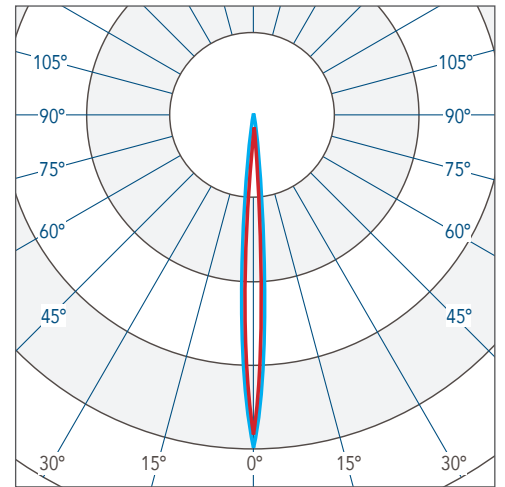
CANDELA DISTRIBUTION

ULTRA SPOT (RGBW) 4°



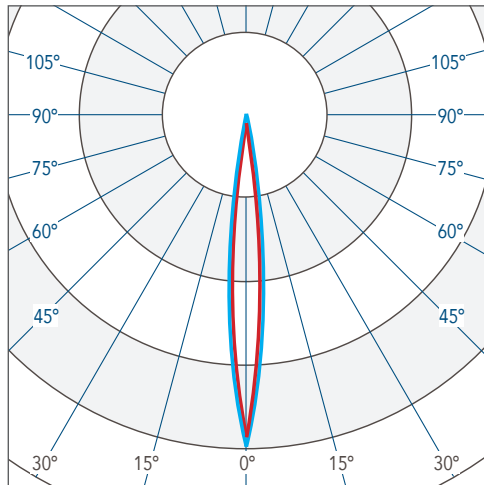
Horizontal Vertical **CBCP 902484** **8253 lm**

SPOT (RGBW) 8°



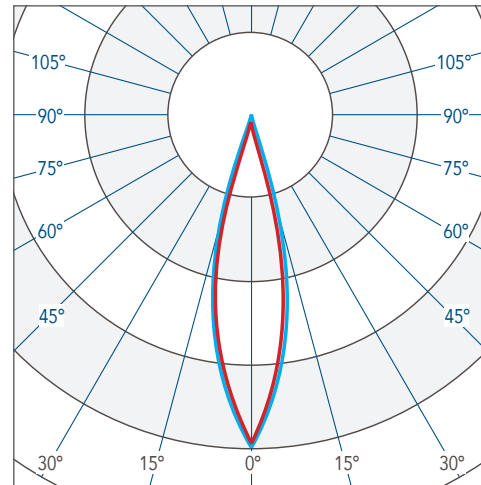
Horizontal Vertical **CBCP 300818** **8399 lm**

NARROW (RGBW) 12°



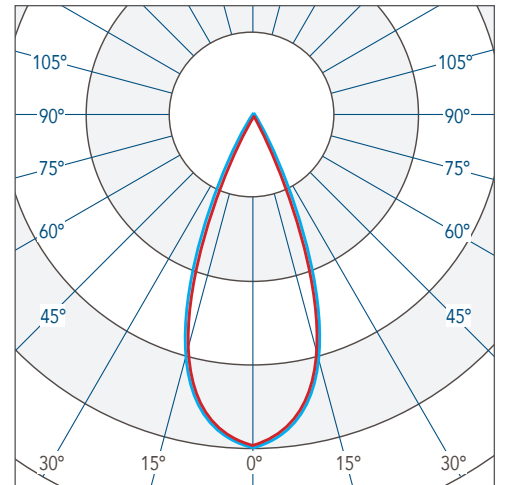
Horizontal Vertical **CBCP 133225** **8058 lm**

MEDIUM (RGBW) 23°



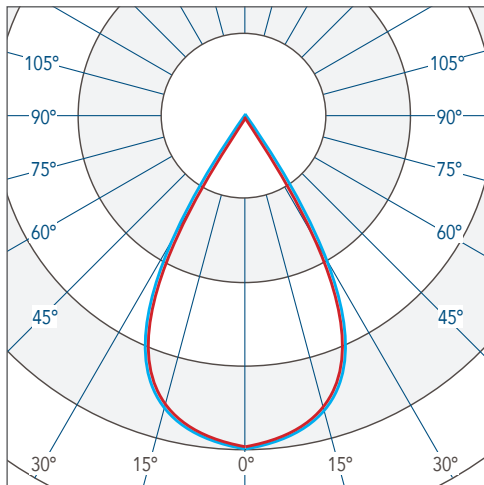
Horizontal Vertical **CBCP 39855** **7492 lm**

WIDE (RGBW) 43°



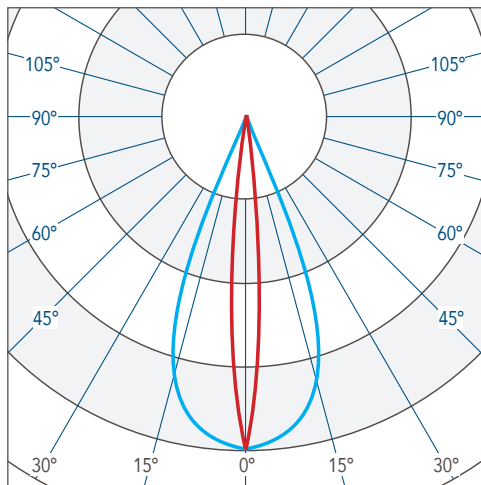
Horizontal Vertical **CBCP 15071** **7931 lm**

EXTRA WIDE (RGBW) 68°



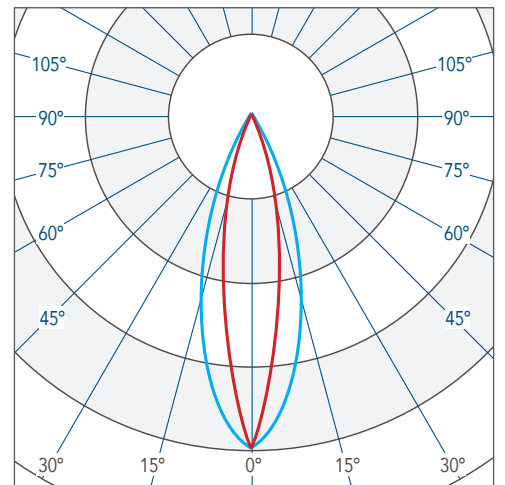
Horizontal Vertical **CBCP 7086** **8372 lm**

ELLIPTICAL (RGBW) 41° x 11°



Horizontal Vertical **CBCP 50852** **7629 lm**

ELLIPTICAL WIDE (RGBW) 39° x 22°



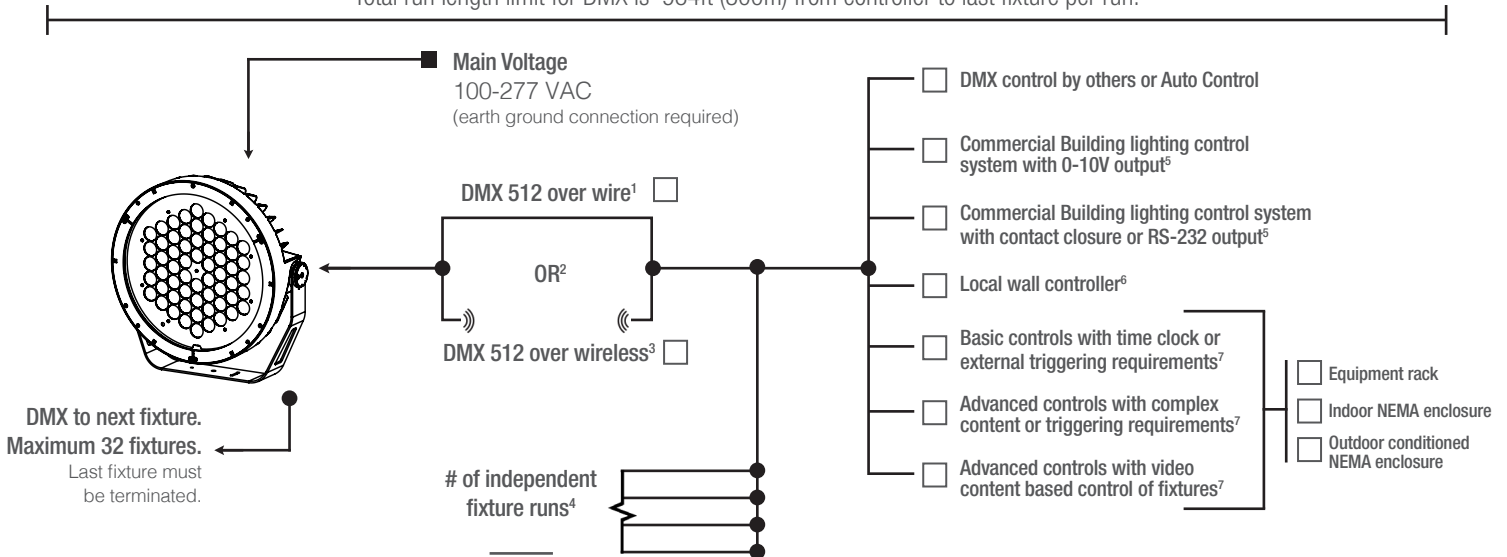
Horizontal Vertical **CBCP 24460** **7151 lm**



CONTROL OPTIONS (DMX512, PRIMARY CONTROL PLATFORM)

Contact manufacturer for control system development.

Total run length limit for DMX is 984ft (300m) from controller to last fixture per run.



NOTES

1. Wire specifications are available from factory as well as approved wire for purchase.
2. Other control protocol solutions available. Contact factory for more information.
3. Wireless components are external to fixture. Distance limitations based on antennas chosen and site conditions. Contact factory for more information.
4. Based on maximum of 32 fixtures per run as well as any site constraints on conveyance of data.
5. For example: Lutron, Crestron, Encelium, Douglas, ETC by others. Griven control system will interface with building lighting control system.
6. Local wall controller for small applications. Wall controllers specified separately for larger systems.
7. Contact factory for assistance with specification. Onsite commissioning by Griven of control system is required.

PRODUCT OPTIONS



SPREADING DIFFUSER

Die cut spreading diffusers can be added to fixture. Factory sealed in fixture for highest performance and durability. Consult factory.



MARINE GRADE COATING

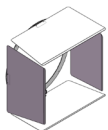
Maximum corrosion resistance for installations near salt or brackish water.



CUSTOM MONOCHROME

Fixtures with dedicated color LEDs available. Contact Griven USA to confirm availability of a custom color.

ACCESSORIES



Bardoor



Full Glare Shield



Angled Glare Shield

